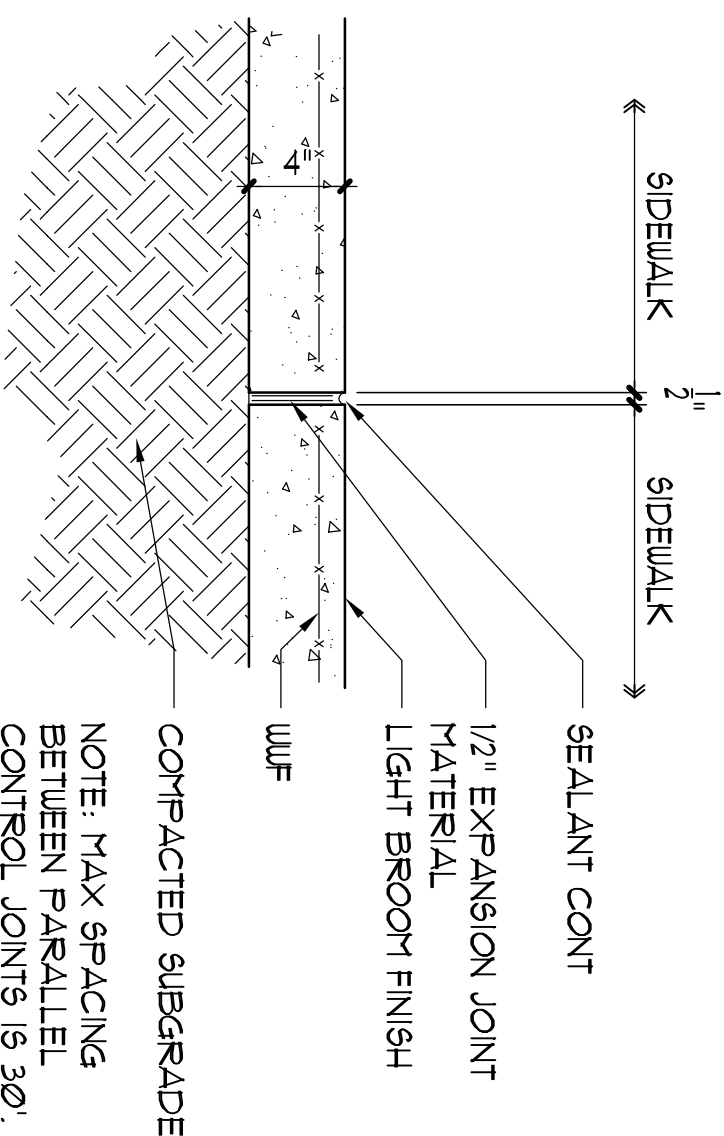
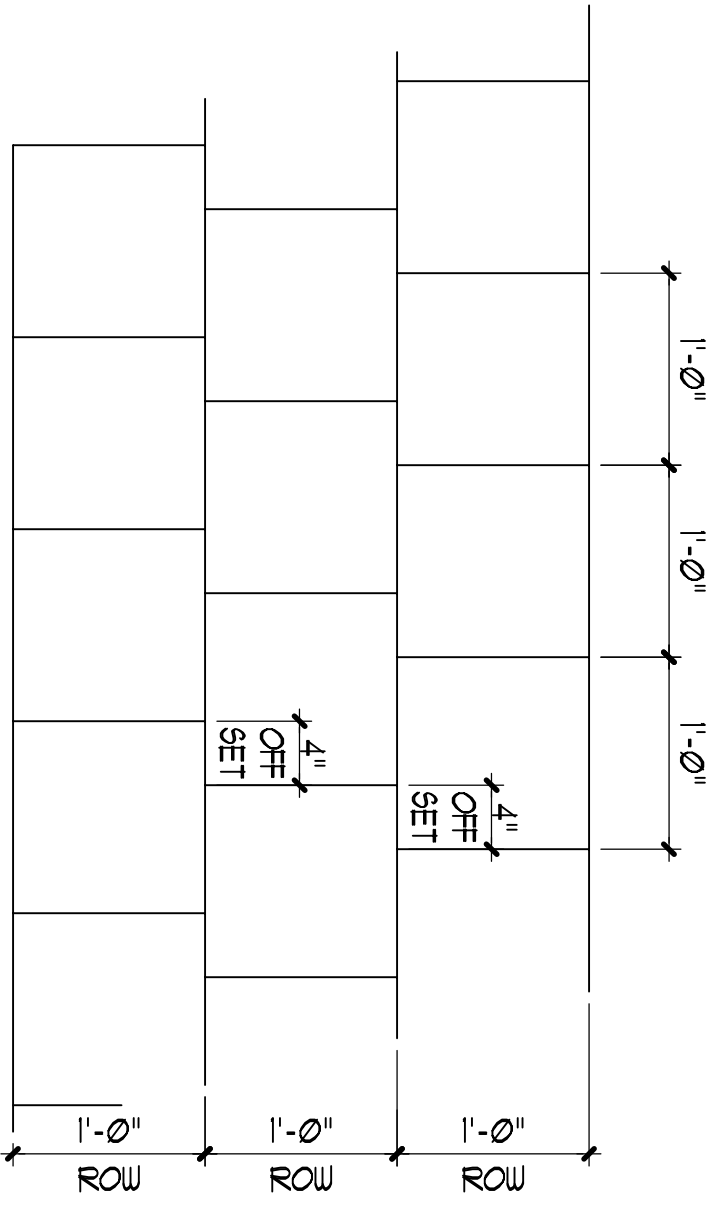



A4 **DETAIL**
SCALE: 3" = 1'-0"



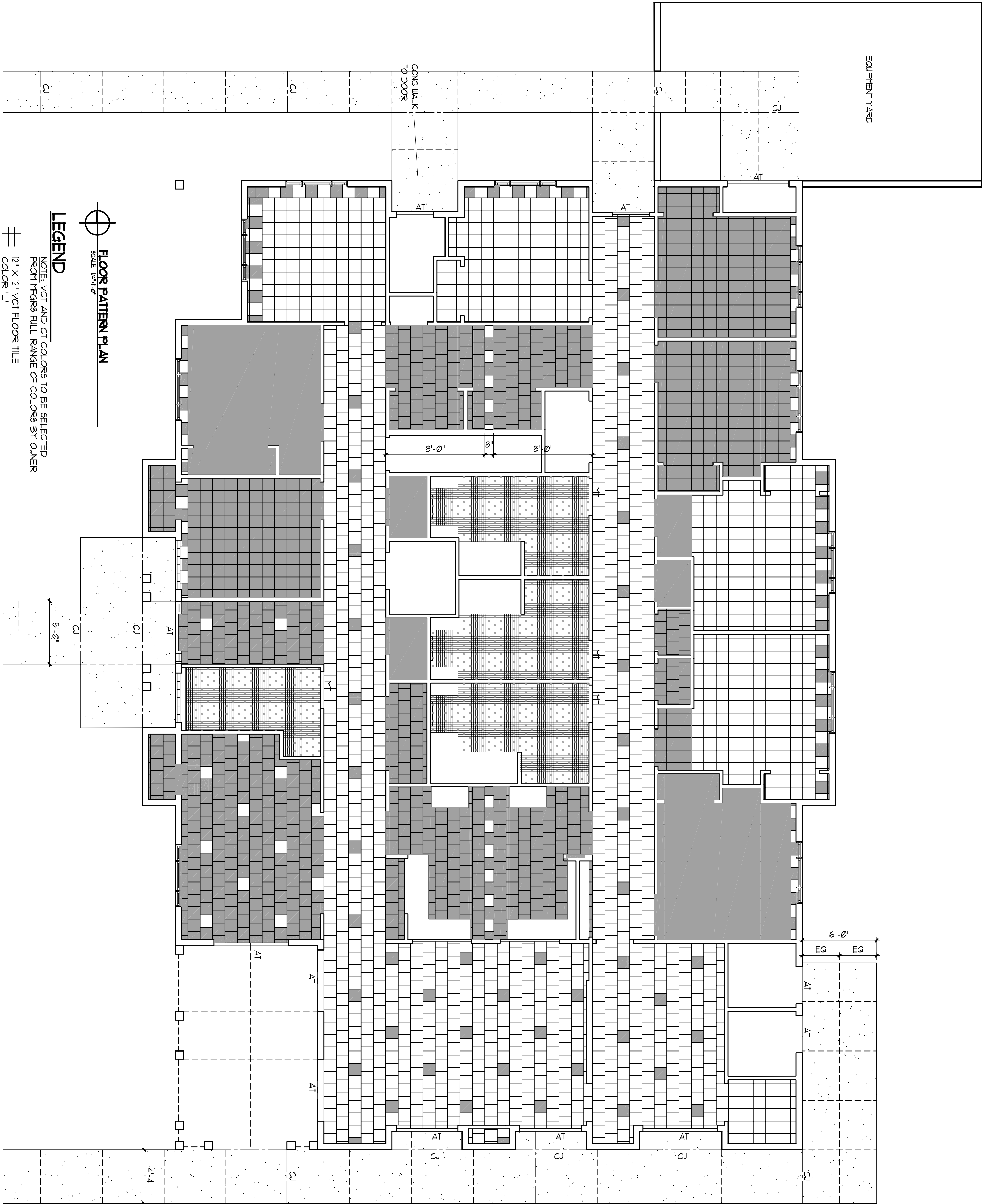
A3 **DETAIL**
SCALE: 1 1/2" = 1'-0"



A2 **DETAIL**
SCALE: 1" = 1'-0"



A1 **DETAIL**
SCALE: 1 1/2" = 1'-0"



FLOOR PATTERN PLAN
SCALE: 1/4" = 1'-0"

LEGEND

NOTE: VCT AND CT COLORS TO BE SELECTED FROM FIGS6 FILL RANGE OF COLORS BY OWNER

12" X 12" VCT FLOOR TILE
COLOR "1" 1"

12" X 12" VCT FLOOR TILE
COLOR "D" 1"


2" X 2" CT FLOOR TILE PATTERN
SEE DETAIL A1/A2/03

12" X 12" OFFSET VCT JOINT PATTERN SEE DETAIL A2/A2/03 SHADED TILE IS COLOR "D" UNSHADED TILE IS COLOR "1"

CONC FLOOR / WALK CONTROL JT
SEE DETAIL A4/A2/03



SAW CUT OR SCORED CONC FLOOR / WALK JOINT SEE DETAIL A4/A2/03

AT ALUMINUM THRESHOLD
MT MARBLE THRESHOLD



HUDSON+ASSOCIATES
ARCHITECTS
120 WEST QUEENS HWY SUITE 201
HAMPTON, VA 23669
(757) 722-1964

BROGDEN LANE
ICE / MR HOYE
FOR HNN C9B



FLOOR PATTERN
PLAN

JOB NUMBER 0704
A2.03